

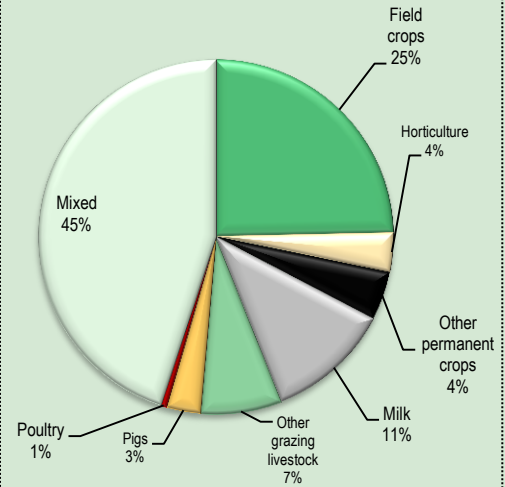
The set of statistics presents performance of Polish farms providing their data to Farm Accountancy Data Network (FADN). The variables and economic margins used are fully consistent with FADN Standard Results published annually by DG AGRI of the European Commission (EC).

The liaison agency responsible for FADN in Poland i.e. organisation of data collection, data processing, data transfer to EC is IAFE-NRI.

**Basic information:**

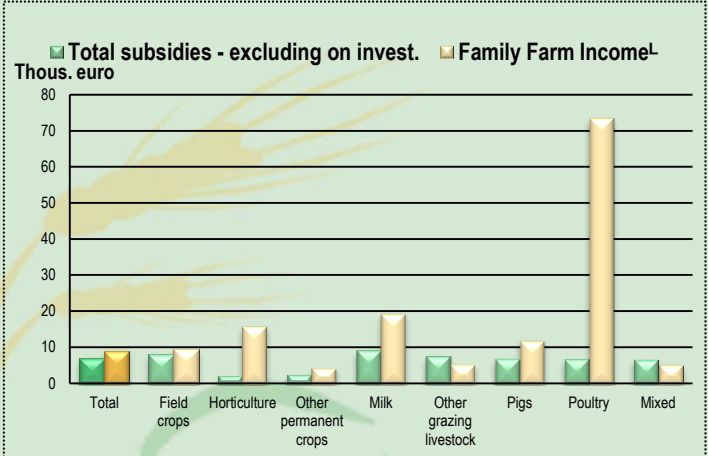
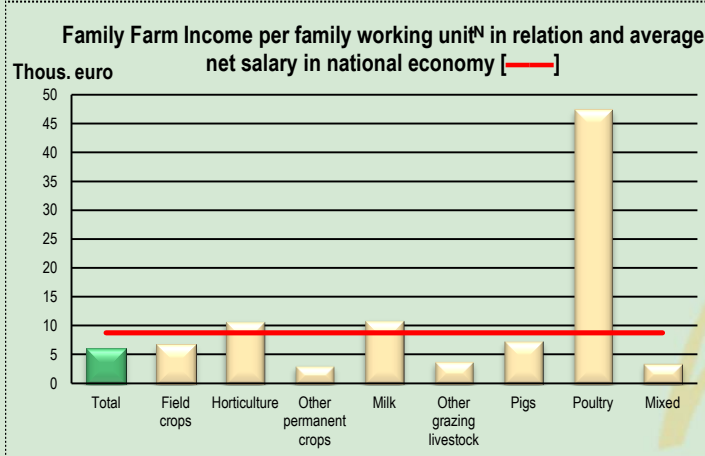
- The FADN field of observation covers commercial holdings. In practice, FADN field of observation covers farms producing at least 90% of Standard Output (SO) value generated by all the farms in a given country. Minimal economic size allowing the farm to be included in the FADN field of observation in Poland equals to 4 000 euro SO.
- Polish FADN farms sample is representative according to three grouping criteria: FADN region, economic size and type of farming. Currently, more than 12 thousand farms deliver data for the Polish FADN survey.
- Common Typology of Agricultural Holdings is a classification of farms by economic size and type of farming in FADN regions allowing benchmarking. Type of farming is determined by the share of SO value coming from particular farm activities in the total value of farm SO. Economic size constitutes a sum of SO values coming from all farm activities expressed in euro.

**Structure of farms by types**



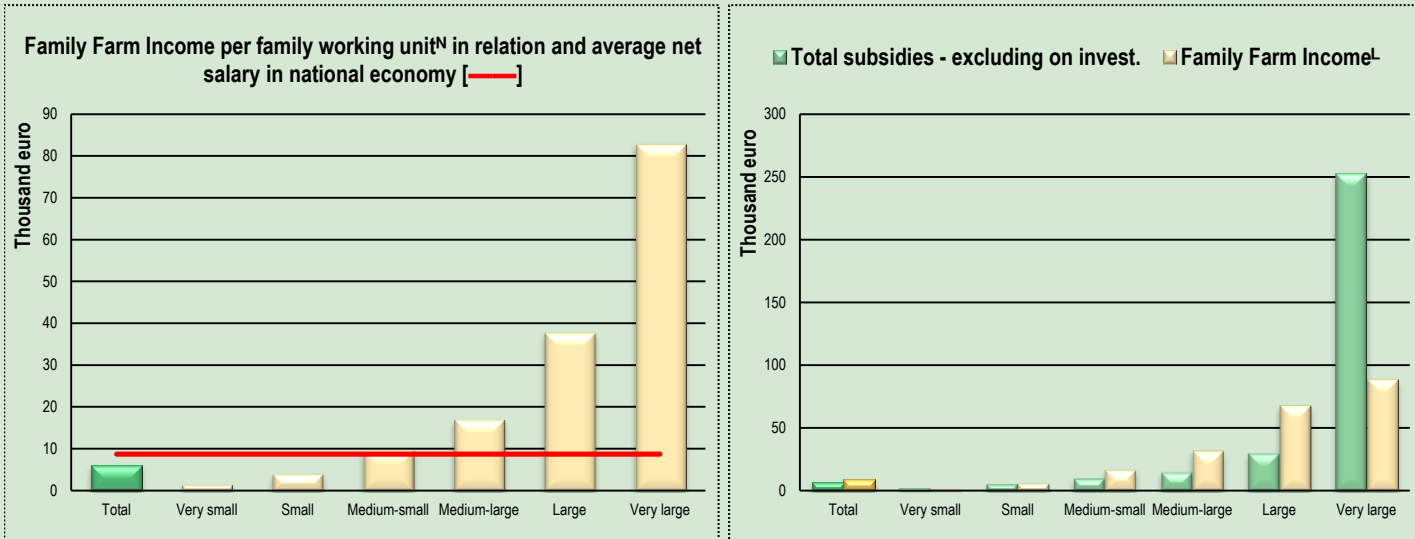
Basic indicators characterising field of observation as part of the general population	M.U.	General population	Field of observation	Share of field of observation in the general population in %
Standard Output	mln euro	18 853	17 539	93,0%
Utilised agricultural area	thous. ha	14 447	12 291	85,1%
Number of LU	LU	10 377 506	10 055 995	96,9%
Number of AWU	AWU	2 811 622	1 868 527	66,5%
Number of farms		1 506 620	730 879	48,5%

**Standard Results by type of production representative for the Polish FADN field of observation (average per farm)**



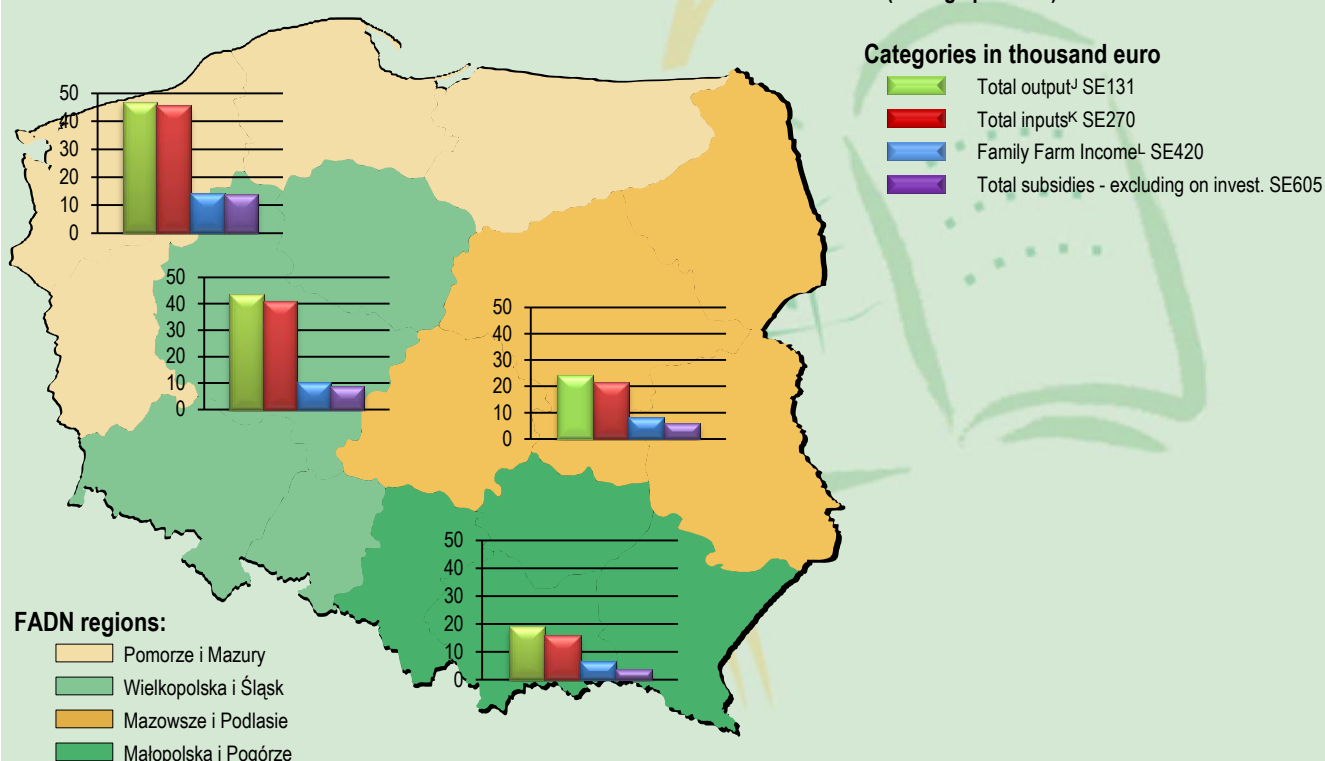
FADN variable	Symbol	M.U.	Farms by type of farming								
			Total	Field crops	Horticulture	Other permanent crops	Milk	Other grazing livestock	Pigs	Poultry	Mixed
Farms represented	SYS02		730 883	180 340	25 931	32 531	82 774	53 857	22 386	4 397	328 667
Total labour input	SE010	AWU	1,6	1,5	2,3	1,9	1,8	1,4	1,6	3,0	1,6
Total Utilised Agricultural Area	SE025	ha	20,5	25,8	5,8	8,6	22,5	17,4	20,9	22,0	19,9
Total livestock units	SE080	LU	13,5	1,2	0,2	0,0	27,0	14,1	57,4	153,4	14,3
Total output <sup>J</sup>	SE131	euro	30 101	26 993	49 392	19 558	41 092	12 871	58 134	303 708	25 813
Total inputs <sup>K</sup>	SE270	euro	27 536	24 781	35 402	17 647	30 478	14 121	52 745	233 853	26 387
including total specific costs	SE281	euro	13 341	9 505	13 403	4 005	15 334	5 452	37 212	186 202	13 219
Total subsidies - excluding on invest.	SE605	euro	6 966	7 983	2 336	2 619	9 064	7 476	6 849	6 825	6 601
Installments of investment subsidies	SE406	euro	221	207	204	293	321	119	460	337	197
Farm Net Value Added	SE415	euro	11 756	12 884	21 958	7 624	20 776	6 407	13 800	88 292	8 184
Family Farm Income <sup>L</sup>	SE420	euro	8 951	9 473	16 062	4 508	19 448	5 584	12 053	73 430	5 376
Family Farm Income / FWU <sup>N</sup>	SE430	euro/FWU	5 982	6 694	10 828	3 170	10 990	3 947	7 487	47 482	3 592
Total assets (CV)	SE436	euro	186 736	202 925	128 060	148 936	242 747	166 846	247 512	400 533	168 378
Total liabilities (CV)	SE485	euro	9 475	13 191	15 694	3 679	11 143	4 636	15 032	55 908	6 892
Net Investment on fixed assets	SE521	euro	-692	-1 419	3 322	-2 897	241	-997	-378	7 519	-708

## Standard Results by economic size representative for the Polish FADN field of observation (average per farm)

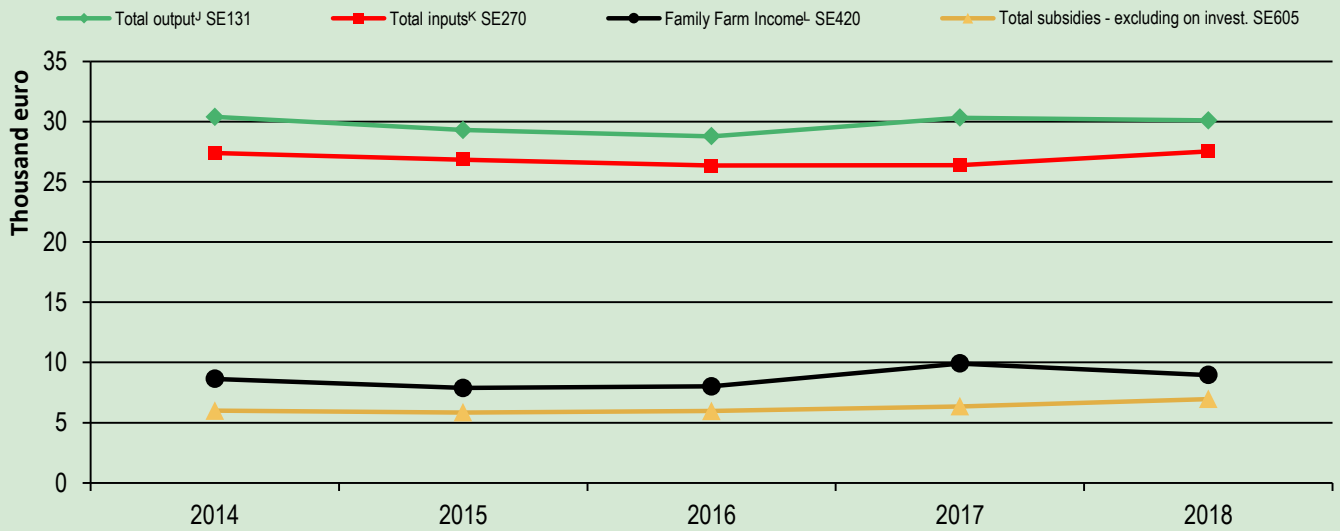


FADN variable	Symbol	M.U.	Farms by economic size						
			Total	Very small	Small	Medium-small	Medium-large	Large	Very large
Farms represented	SYS02		730 883	273 995	307 441	95 331	35 712	16 320	2 084
Total labour input	SE010	AWU	1,6	1,3	1,6	1,9	2,2	3,5	24,3
Total Utilised Agricultural Area	SE025	ha	20,5	8,4	15,2	27,3	45,0	105,9	983,5
Total livestock units	SE080	LU	13,5	2,8	8,8	23,1	41,7	100,9	500,9
Total output <sup>J</sup>	SE131	euro	30 101	7 305	17 175	41 946	84 692	249 165	1 741 321
Total inputs <sup>K</sup>	SE270	euro	27 536	7 677	16 108	34 697	67 770	209 862	1 879 891
including total specific costs	SE281	euro	13 341	2 552	6 897	17 237	36 525	125 781	926 666
Total subsidies - excluding on invest.	SE605	euro	6 966	2 819	5 763	10 227	15 362	30 446	252 809
Installments of investment subsidies	SE406	euro	221	22	116	423	955	1 347	11 248
Farm Net Value Added	SE415	euro	11 756	2 496	7 329	19 254	36 699	90 234	497 437
Family Farm Income <sup>L</sup>	SE420	euro	8 951	1 942	6 244	17 227	32 320	67 959	88 575
Family Farm Income / FWU <sup>N</sup>	SE430	euro/FWU	5 982	1 583	4 150	9 871	17 186	37 818	82 844
Total assets (CV)	SE436	euro	186 736	90 330	155 870	277 567	439 653	845 210	3 770 357
Total liabilities (CV)	SE485	euro	9 475	678	3 002	11 988	36 657	119 412	679 451
Net Investment on fixed assets	SE521	euro	-692	-1 058	-1 307	-789	5 100	7 257	-18 929

## Standard Results by FADN regions representative for the Polish FADN field of observation (average per farm)

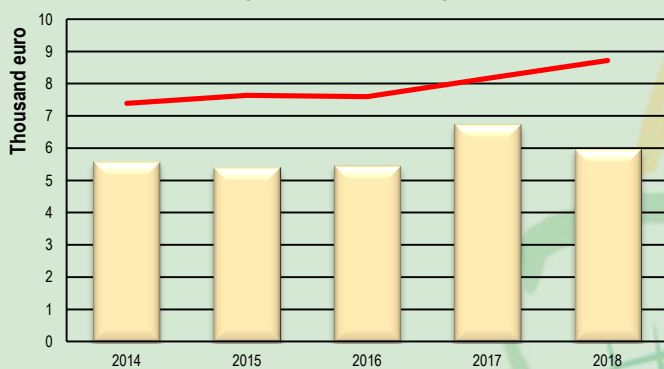


**2014-2018 Standard Results**  
representative for the Polish FADN field of observation (average per farm)

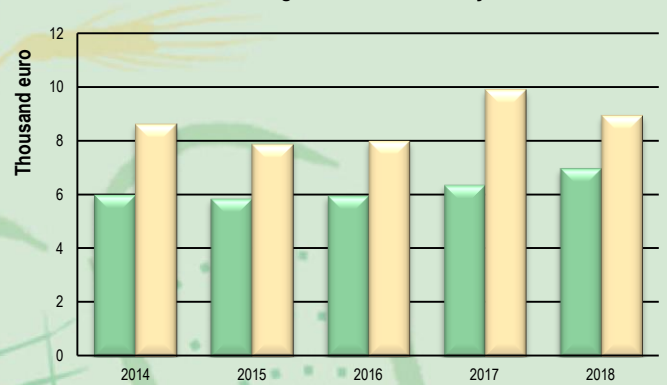


FADN variable	Symbol	M.U.	Years				
			2014	2015	2016	2017	2018
Exchange rate	SYS04		4,1845	4,1825	4,3636	4,2560	4,2606
Total output <sup>J</sup>	SE131	euro	30 397	29 297	28 782	30 327	30 101
Total inputs <sup>K</sup>	SE270	euro	27 398	26 842	26 351	26 379	27 536
including total specific costs	SE281	euro	14 189	13 702	13 476	13 005	13 341
Total subsidies - excluding on invest.	SE605	euro	5 999	5 850	5 964	6 347	6 966
Installments of investment subsidies	SE406	euro	268	224	218	205	221
Family Farm Income <sup>L</sup>	SE420	euro	8 633	7 883	8 008	9 911	8 951
Family Farm Income / FWU <sup>N</sup>	SE430	euro/FWU	5 591	5 410	5 465	6 740	5 982
Total assets (CV)	SE436	euro	170 073	172 758	169 192	178 211	186 736
Total liabilities (CV)	SE485	euro	9 606	9 846	9 100	8 955	9 475
Net Investment on fixed assets	SE521	euro	-901	-1 229	-2 095	-1 404	-692

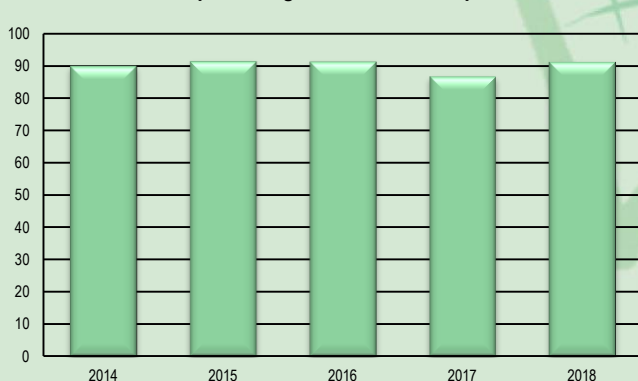
**Family Farm Income per family working unit<sup>N</sup> in relation and average net salary in national economy [—]**



**Total subsidies - excluding on invest. Family Farm Income<sup>L</sup>**

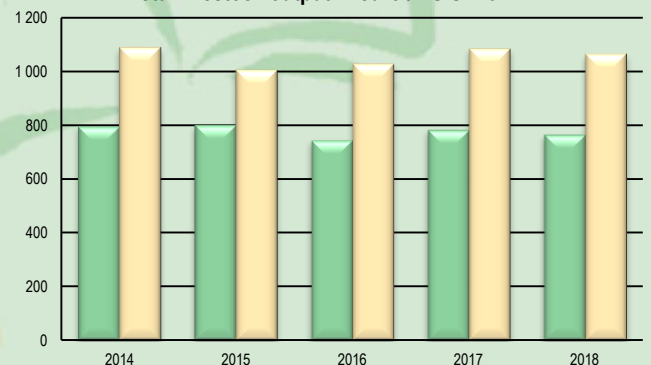


**Costs of producing of 100 euro of output**



**Total crop output in euro / ha SE136**

**Total livestock output in euro / LU SE207**



## Selected definitions:

<sup>j</sup> Total output	SE131	euro	Total output of crops and crop products, livestock and livestock products and of other output. Sales and use of (crop and livestock) products and livestock + change in stock of products + change in valuation of livestock – purchases of livestock + various non-exceptional products.
<sup>k</sup> Total inputs	SE270	euro	Total inputs are the sum of specific costs, overheads, depreciation and external factors. Costs linked to the agricultural activity of the holder and relating to the output of the accounting year. Included are amounts relating to inputs produced on the holding (farm use) = seeds and seedlings and feed for grazing livestock and granivores. When calculating FADN standard results, farm taxes and other dues are not included in the total for costs but are taken into account in the balance "Subsidies and taxes" on current and non-current operations.
<sup>l</sup> Family Farm Income	SE420	euro	Remuneration to fixed factors of production of the family i.e. work, land and capital (in case of legal entity farms only land and capital) and remuneration to the entrepreneur's risks (loss/profit) in the accounting year. It equals to FNVA – total external factors + balance subsidies and taxes on investments.
<sup>m</sup> Unpaid labour input	SE015	euro	Refers generally to family labour expressed in Family Work Units (FWU = Family AWU).
<sup>n</sup> Family Farm Income / FWU	SE430	euro/FWU	FFI expressed per family work unit (FWU = Family AWU) was calculated only for farms where inputs of family work occurred (SE015>0). [SE420/SE015]

## Symbols:

- (-) no farms in the given type or economic size class.
- (.) mniej niż 15 gosp. w próbie FADN w danym typie lub klasie wlk. ekonomicznej.

## More about:

**Polish FADN:** [www.fadn.pl](http://www.fadn.pl)

IAFE-NRI: [www.ierigz.waw.pl](http://www.ierigz.waw.pl)

FADN: [www.ec.europa.eu/agriculture/rca/](http://www.ec.europa.eu/agriculture/rca/)

Standard Results: [www.fadn.pl](http://www.fadn.pl) → Publications

Polish FADN selection plan: [www.fadn.pl](http://www.fadn.pl) → Publications → Other

Common Typology of Agricultural Holdings:

[www.fadn.pl](http://www.fadn.pl) → Methodology → Typology

Institute of Agricultural and Food Economy  
- National Research Institute  
Farm Accountancy Department

Tel.: (0 22) 505 45 70

Tel./fax: (+48) 22 826 93 22

E-mail: [portal@fadn.pl](mailto:portal@fadn.pl)

Internet: [www.fadn.pl](http://www.fadn.pl); [www.polskifadn.eu](http://www.polskifadn.eu)