

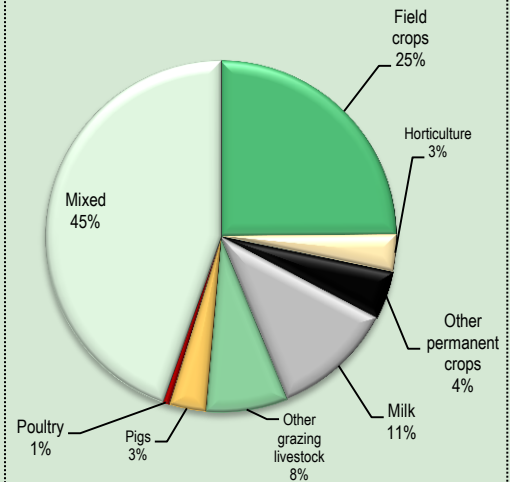
The set of statistics presents performance of Polish farms providing their data to Farm Accounting Data Network (FADN). The variables and economic margins used are fully consistent with FADN Standard Results published annually by DG AGRI of the European Commission (EC).

The liaison agency responsible for FADN in Poland i.e. organisation of data collection, data processing, data transfer to EC is IAFE-NRI.

Basic information:

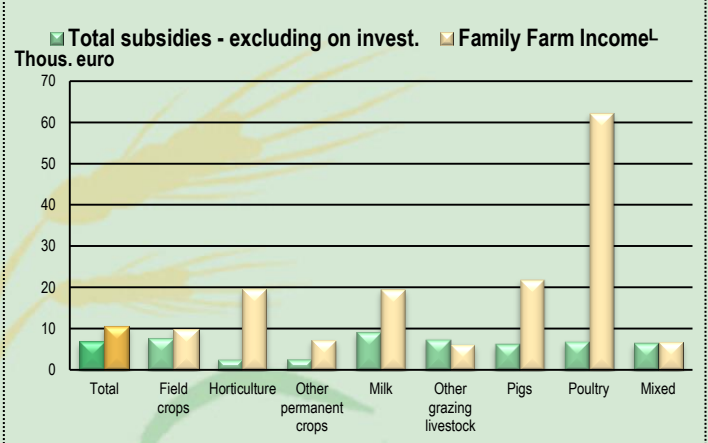
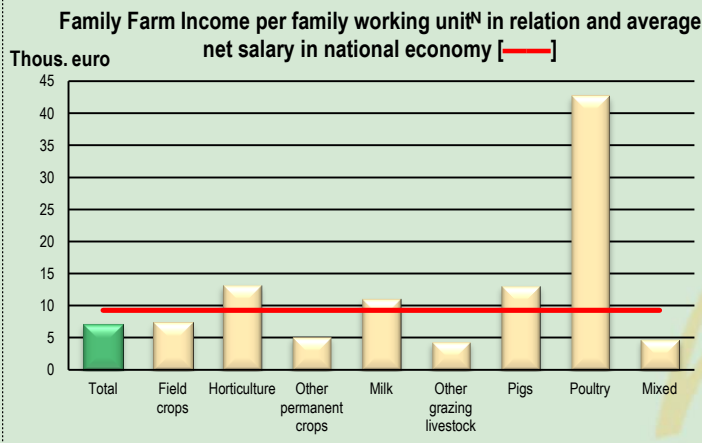
- The FADN field of observation covers only commercial holdings, producing at least 90% of Standard Output (SO) value generated by all the farms in a given country. Minimal economic size allowing the farm to be included in the FADN field of observation in Poland equals to 4 000 euro SO.
- Polish FADN farms sample is representative according to three grouping criteria: economic size, type of farming and FADN region. More than 12 thousand farms deliver data for the Polish FADN survey.
- Common Typology of Agricultural Holdings is a classification of farms by economic size and type of farming in FADN regions. Type of farming is determined by the share of SO value coming from particular farm activities in the total value of farm SO. Economic size constitutes a sum of SO values coming from all farm activities expressed in euro.

Structure of farms by types



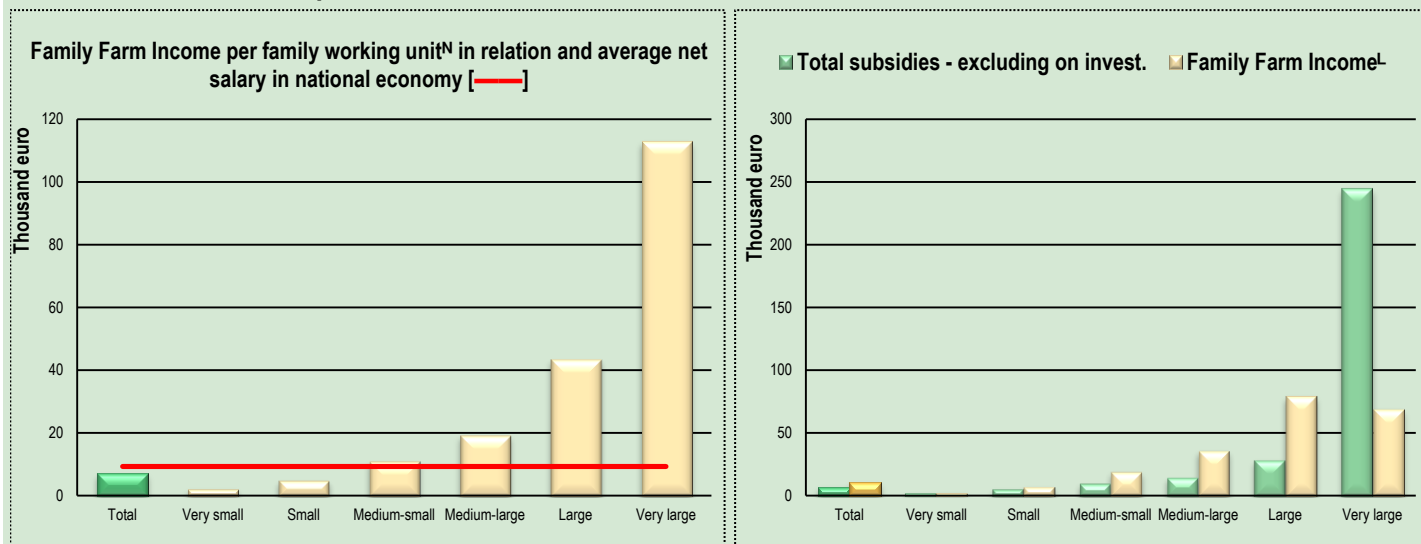
Basic indicators characterising field of observation as part of the general population	M.U.	General population	Field of observation	Share of field of observation in the general population in %
Standard Output	mIn euro	18 853	17 539	93,0%
Utilised agricultural area	thous. ha	14 447	12 291	85,1%
Number of LU	LU	10 377 506	10 055 995	96,9%
Number of AWU	AWU	2 811 622	1 868 527	66,5%
Number of farms		1 506 620	730 879	48,5%

Standard Results by type of production representative for the Polish FADN field of observation (average per farm)



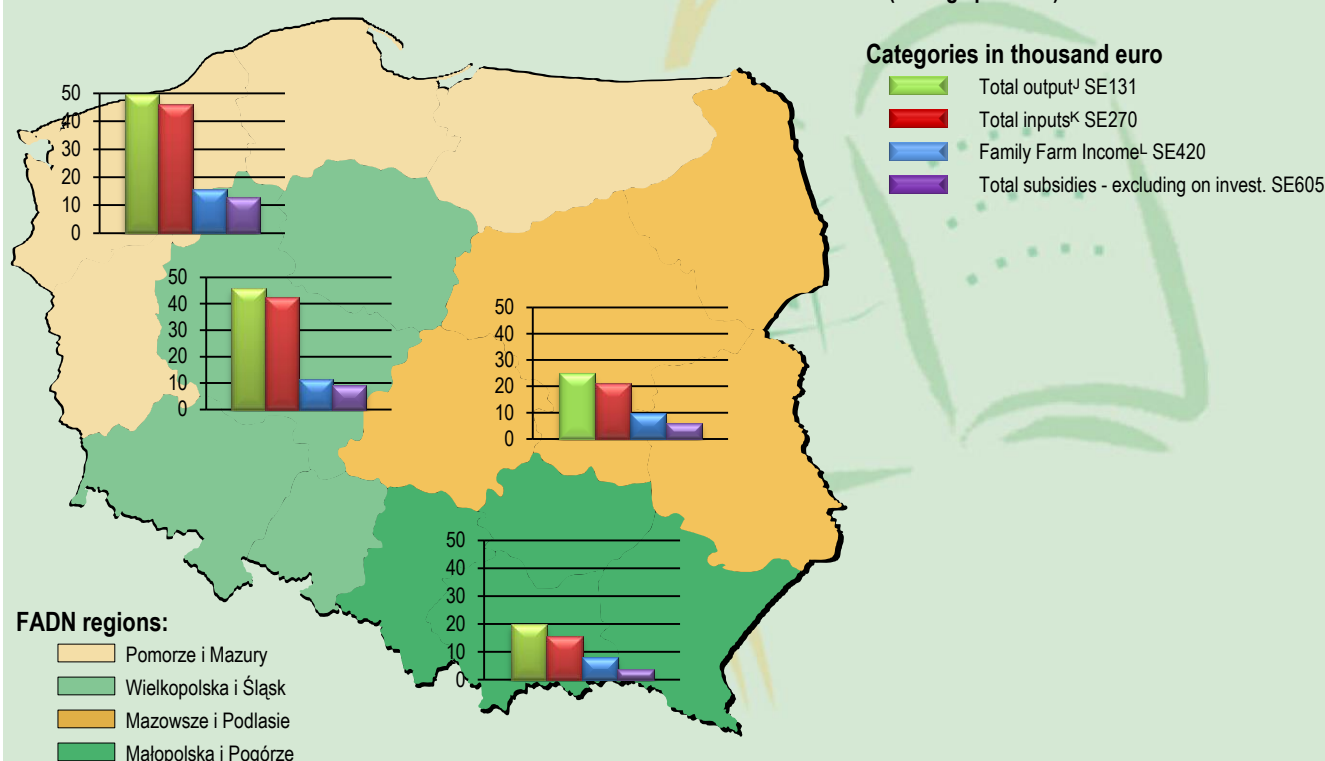
FADN variable	Symbol	M.U.	Farms by type of farming								
			Total	Field crops	Horticulture	Other permanent crops	Milk	Other grazing livestock	Pigs	Poultry	Mixed
Farms represented	SYS02		730 911	181 715	24 490	32 605	81 422	55 341	24 417	4 802	326 119
Total labour input	SE010	AWU	1,6	1,5	2,3	1,9	1,8	1,4	1,8	2,6	1,6
Total Utilised Agricultural Area	SE025	ha	20,2	25,2	6,6	9,0	22,8	17,6	21,2	26,3	19,3
Total livestock units	SE080	LU	13,5	1,1	0,2	0,1	27,5	15,2	57,7	125,1	14,0
Total output ^J	SE131	euro	31 418	27 015	53 621	21 593	43 409	14 513	73 210	251 757	26 687
Total inputs ^K	SE270	euro	27 608	24 290	36 557	16 994	32 706	15 305	57 970	194 498	25 930
including total specific costs	SE281	euro	13 450	9 517	14 247	3 792	16 337	6 177	40 652	152 473	12 977
Total subsidies - excluding on invest.	SE605	euro	6 879	7 669	2 630	2 685	9 150	7 456	6 329	6 990	6 551
Installments of investment subsidies	SE406	euro	377	371	457	417	347	352	685	421	358
Farm Net Value Added	SE415	euro	12 995	12 938	25 931	10 257	21 652	6 924	24 254	74 417	9 451
Family Farm Income ^L	SE420	euro	10 391	9 886	19 809	7 446	19 683	6 363	21 994	62 327	6 990
Family Farm Income / FWU ^N	SE430	euro/FWU	7 099	7 359	13 319	5 242	11 143	4 490	13 175	42 803	4 833
Total assets (CV)	SE436	euro	189 907	203 296	141 340	151 546	245 824	176 970	261 718	394 309	169 776
Total liabilities (CV)	SE485	euro	8 756	12 495	14 122	3 905	10 132	5 327	14 916	37 074	6 114
Net Investment on fixed assets	SE521	euro	-1 271	-1 352	362	-3 287	-1 019	-1 174	-1 814	10 585	-1 361

Standard Results by economic size representative for the Polish FADN field of observation (average per farm)

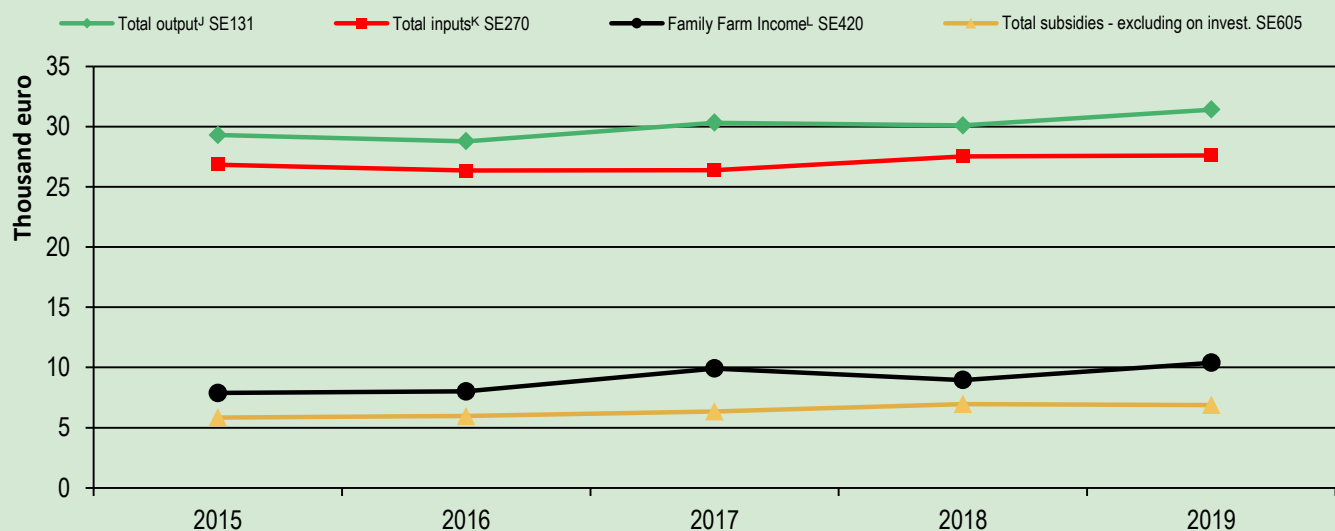


FADN variable	Symbol	M.U.	Farms by economic size						
			Total	Very small	Small	Medium-small	Medium-large	Large	Very large
Farms represented	SYS02		730 911	273 993	307 445	95 332	35 712	16 407	2 023
Total labour input	SE010	AWU	1,6	1,2	1,6	1,9	2,2	3,3	26,1
Total Utilised Agricultural Area	SE025	ha	20,2	8,2	15,1	27,5	44,5	104,1	991,7
Total livestock units	SE080	LU	13,5	2,7	9,0	23,0	41,8	101,8	494,3
Total output ^J	SE131	euro	31 418	7 822	18 242	45 025	89 505	254 715	1 751 950
Total inputs ^K	SE270	euro	27 608	7 649	16 250	36 037	68 991	203 951	1 898 857
including total specific costs	SE281	euro	13 450	2 618	7 113	18 108	37 796	122 510	909 973
Total subsidies - excluding on invest.	SE605	euro	6 879	2 765	5 763	10 371	15 111	28 983	244 522
Installments of investment subsidies	SE406	euro	377	205	343	449	948	1 501	6 065
Farm Net Value Added	SE415	euro	12 995	2 925	8 230	21 174	40 330	99 656	530 369
Family Farm Income ^L	SE420	euro	10 391	2 724	7 532	19 159	35 797	78 617	68 411
Family Farm Income / FWU ^N	SE430	euro/FWU	7 099	2 276	5 024	11 149	19 432	43 648	112 902
Total assets (CV)	SE436	euro	189 907	91 051	158 929	288 067	441 415	860 971	3 778 496
Total liabilities (CV)	SE485	euro	8 756	363	3 162	12 306	32 079	108 192	610 036
Net Investment on fixed assets	SE521	euro	-1 271	-1 596	-1 971	-1 105	471	6 610	46 497

Standard Results by FADN regions representative for the Polish FADN field of observation (average per farm)

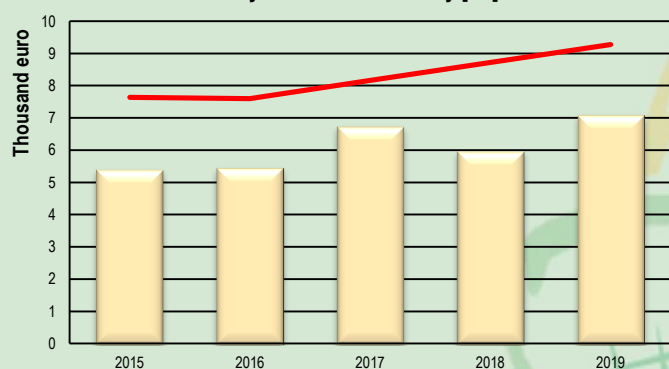


2015-2019 Standard Results
representative for the Polish FADN field of observation (average per farm)

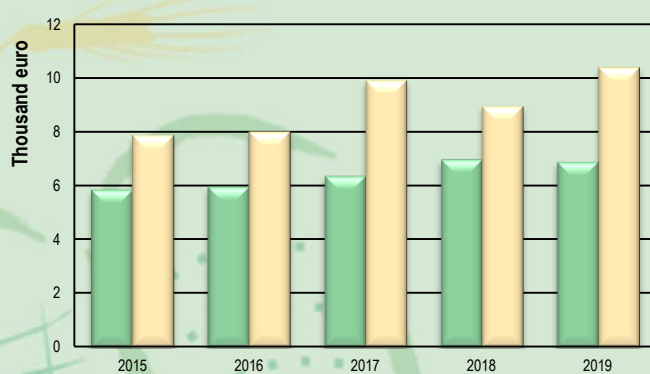


FADN variable	Symbol	M.U.	Years				
			2015	2016	2017	2018	2019
Exchange rate	SYS04		4,1825	4,3636	4,2560	4,2606	4,2976
Total output ^J	SE131	euro	29 297	28 782	30 327	30 101	31 418
Total inputs ^K	SE270	euro	26 842	26 351	26 379	27 536	27 608
including total specific costs	SE281	euro	13 702	13 476	13 005	13 341	13 450
Total subsidies - excluding on invest.	SE605	euro	5 850	5 964	6 347	6 966	6 879
Installments of investment subsidies	SE406	euro	224	218	205	221	377
Family Farm Income ^L	SE420	euro	7 883	8 008	9 911	8 951	10 391
Family Farm Income / FWU ^N	SE430	euro/FWU	5 410	5 465	6 740	5 982	7 099
Total assets (CV)	SE436	euro	172 758	169 192	178 211	186 736	189 907
Total liabilities (CV)	SE485	euro	9 846	9 100	8 955	9 475	8 756
Net Investment on fixed assets	SE521	euro	-1 229	-2 095	-1 404	-692	-1 271

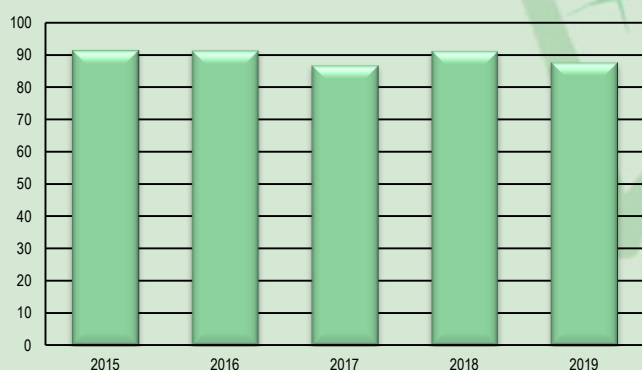
Family Farm Income per family working unit^N in relation and average net salary in national economy [—]



Total subsidies - excluding on invest. Family Farm Income^L

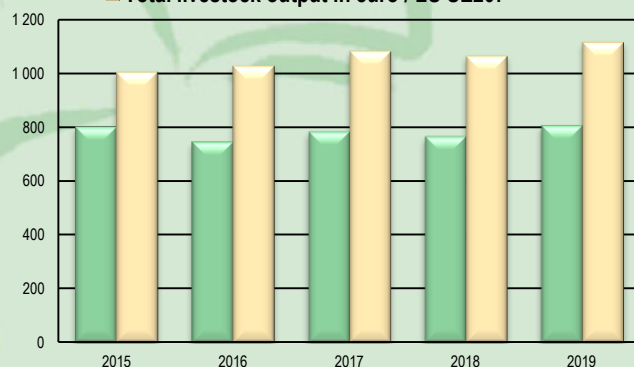


Costs of producing of 100 euro of output



Total crop output in euro / ha SE136

Total livestock output in euro / LU SE207



Selected definitions:

^j Total output	SE131	euro	Total output of crops and crop products, livestock and livestock products and of other output. Sales and use of (crop and livestock) products and livestock + change in stock of products + change in valuation of livestock – purchases of livestock + various non-exceptional products.
^k Total inputs	SE270	euro	Total inputs are the sum of specific costs, overheads, depreciation and external factors. Costs linked to the agricultural activity of the holder and relating to the output of the accounting year. Included are amounts relating to inputs produced on the holding (farm use) = seeds and seedlings and feed for grazing livestock and granivores. When calculating FADN standard results, farm taxes and other dues are not included in the total for costs but are taken into account in the balance "Subsidies and taxes" on current and non-current operations.
^l Family Farm Income	SE420	euro	Remuneration to fixed factors of production of the family i.e. work, land and capital (in case of legal entity farms only land and capital) and remuneration to the entrepreneur's risks (loss/profit) in the accounting year. It equals to FNVA – total external factors + balance subsidies and taxes on investments.
^m Unpaid labour input	SE015	euro	Refers generally to family labour expressed in Family Work Units (FWU = Family AWU).
ⁿ Family Farm Income / FWU	SE430	euro/FWU	FFI expressed per family work unit (FWU = Family AWU) was calculated only for farms where inputs of family work occurred (SE015>0). [SE420/SE015]

Objaśnienia znaków umownych:

- (-) brak gospodarstw w danym typie lub klasie wlk. ekonomicznej.
- (.) mniej niż 15 gosp. w próbie FADN w danym typie lub klasie wlk. ekonomicznej.

More about:

Polish FADN: www.fadn.pl

IAFE-NRI: www.ierigz.waw.pl

FADN: www.ec.europa.eu/agriculture/rica/

Standard Results: www.fadn.pl → Publications

Polish FADN selection plan: www.fadn.pl → Publications → Other

Common Typology of Agricultural Holdings:

www.fadn.pl → Methodology → Typology

Institute of Agricultural and Food Economy
- National Research Institute
Agricultural Holdings Accountancy Department

Tel.: (0 22) 505 45 70

Tel./fax: (+48) 22 826 93 22

E-mail: portal@fadn.pl

Internet: www.fadn.pl; www.polskifadn.eu