

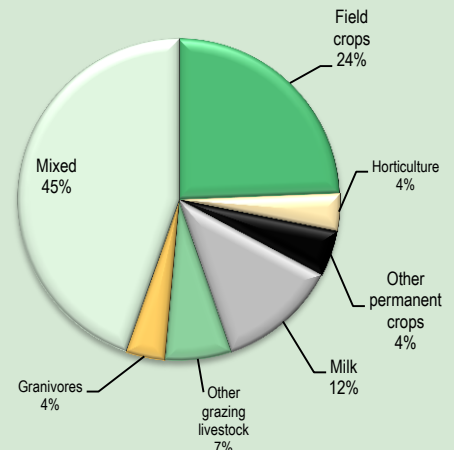
The set of statistics presents performance of Polish farms providing their data to Farm Accountancy Data Network (FADN). The variables and economic margins used are fully consistent with FADN Standard Results published annually by DG AGRI of the European Commission (EC).

The liaison agency responsible for FADN in Poland i.e. organisation of data collection, data processing, data transfer to EC is IAFE-NRI.

**Basic information:**

- The FADN field of observation covers commercial holdings. In practice, FADN field of observation covers farms producing at least 90% of Standard Output (SO) value generated by all the farms in a given country. Minimal economic size allowing the farm to be included in the FADN field of observation in Poland equals to 4 000 euro SO.
- Polish FADN farms sample is representative according to three grouping criteria: FADN region, economic size and type of farming. Currently, more than 11 thousand farms deliver data for the Polish FADN survey.
- Common Typology of Agricultural Holdings is a classification of farms by economic size and type of farming in FADN regions allowing benchmarking. Type of farming is determined by the share of SO value coming from particular farm activities in the total value of farm SO. Economic size constitutes a sum of SO values coming from all farm activities expressed in euro.

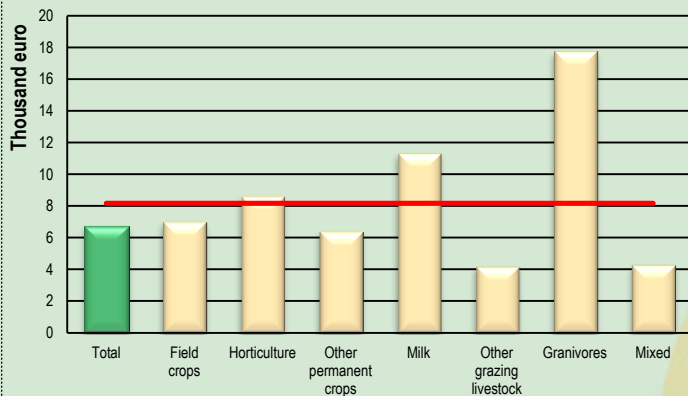
### Structure of farms in the Polish FADN field of observation



Basic indicators characterising field of observation as part of the general population	M.U.	General population	Field of observation	Share of field of observation in the general population in %
Standard Output	mln euro	18 853	17 539	93,0%
Utilised agricultural area	thous. ha	14 447	12 291	85,1%
Number of LU	LU	10 377 506	10 055 995	96,9%
Number of AWU	AWU	2 811 622	1 868 527	66,5%
Number of farms	No.	1 506 620	730 879	48,5%

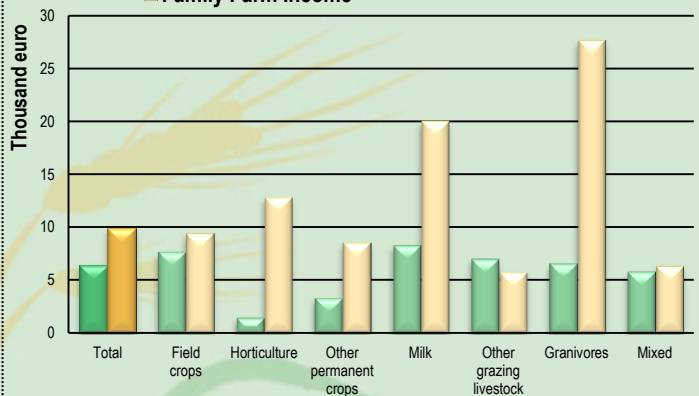
### Standard Results by type of production representative for the Polish FADN field of observation (average per farm)

#### Family Farm Income per family working unit<sup>N</sup> in relation and average net salary in national economy [ — ]



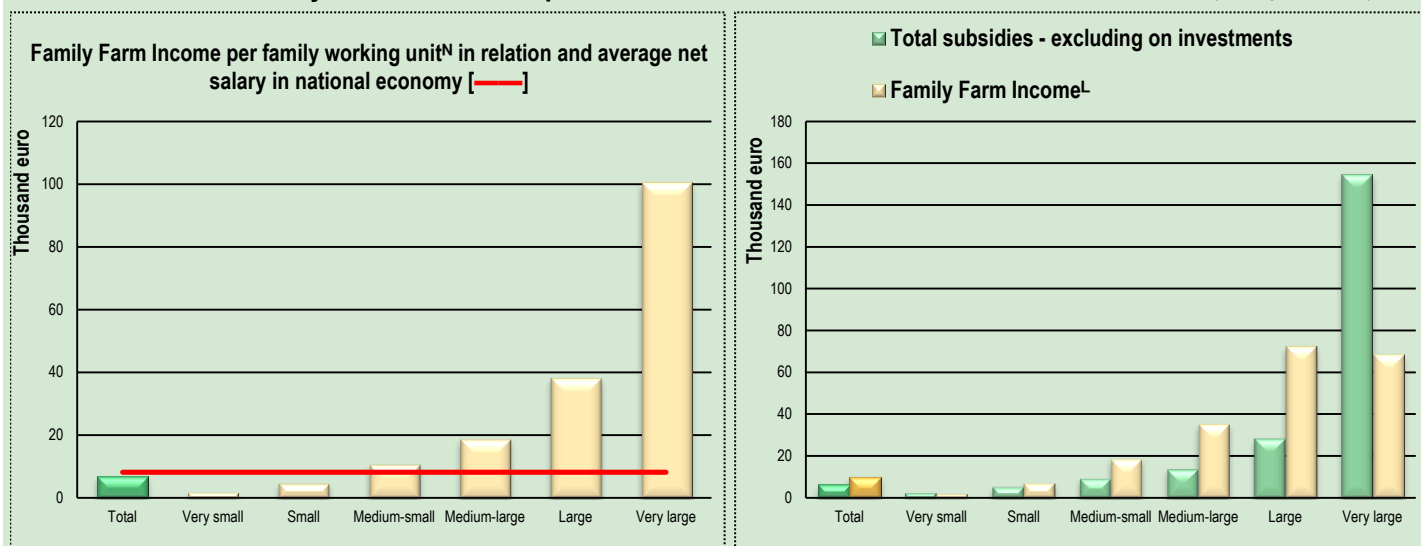
#### Total subsidies - excluding on investments

#### Family Farm Income<sup>L</sup>



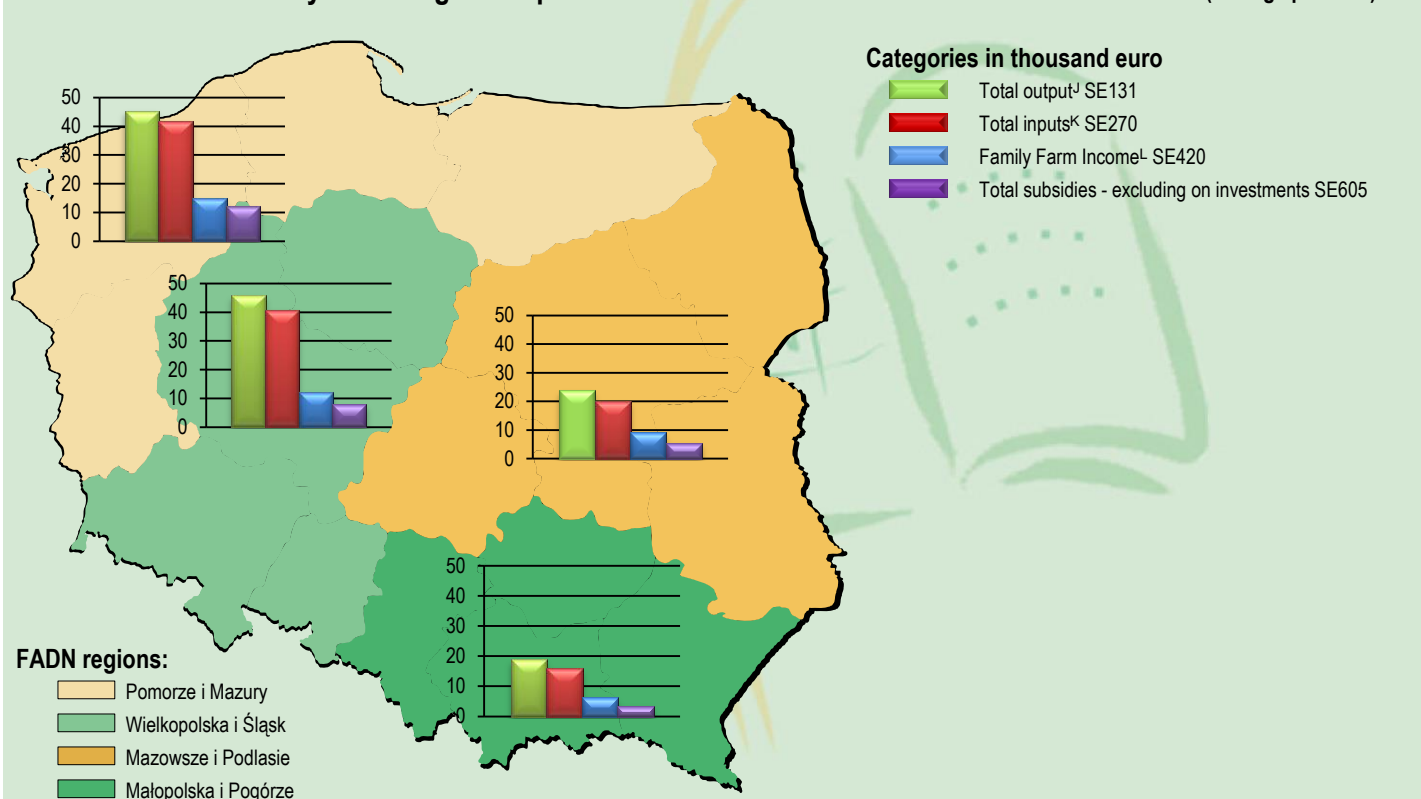
FADN variable	Symbol	M.U.	Farms by type of farming							
			Total	Field crops	Horticulture	Other permanent crops	Milk	Other grazing livestock	Granivores	Mixed
Farms represented	SYS02		730 904	178 184	27 252	33 737	87 862	48 780	28 766	326 324
Total labour input	SE010	AWU	1,6	1,5	2,4	1,8	1,8	1,4	2,1	1,6
Total Utilised Agricultural Area	SE025	ha	19,7	26,0	5,5	9,7	21,8	17,6	22,1	17,9
Total livestock units	SE080	LU	13,7	1,3	0,3	0,0	25,8	14,2	86,6	13,3
Total output <sup>J</sup>	SE131	euro	30 327	27 155	48 412	23 572	40 118	13 087	119 084	23 364
Total inputs <sup>K</sup>	SE270	euro	26 379	24 694	37 133	18 434	28 242	13 816	97 606	22 319
including total specific costs	SE281	euro	13 005	9 779	14 702	4 534	14 078	5 500	73 961	10 961
Total subsidies - excluding on investments	SE605	euro	6 347	7 604	1 472	3 316	8 232	6 960	6 513	5 766
Installments of investment subsidies	SE406	euro	205	197	176	344	350	106	489	148
Farm Net Value Added	SE415	euro	12 358	12 767	18 608	11 552	21 165	6 445	32 318	8 449
Family Farm Income <sup>L</sup>	SE420	euro	9 911	9 453	12 846	8 575	20 066	5 803	27 659	6 369
Family Farm Income / FWU <sup>N</sup>	SE430	euro/FWU	6 740	7 026	8 626	6 401	11 335	4 208	17 730	4 310
Total assets (CV)	SE436	euro	178 211	196 322	125 785	164 005	230 255	160 534	282 416	153 614
Total liabilities (CV)	SE485	euro	8 955	13 264	13 573	6 107	10 854	4 319	22 339	5 513
Net Investment on fixed assets	SE521	euro	-1 404	-1 734	-3 050	-1 988	435	-1 588	-2 313	-1 413

## Standard Results by economic size representative for the Polish FADN field of observation (average per farm)

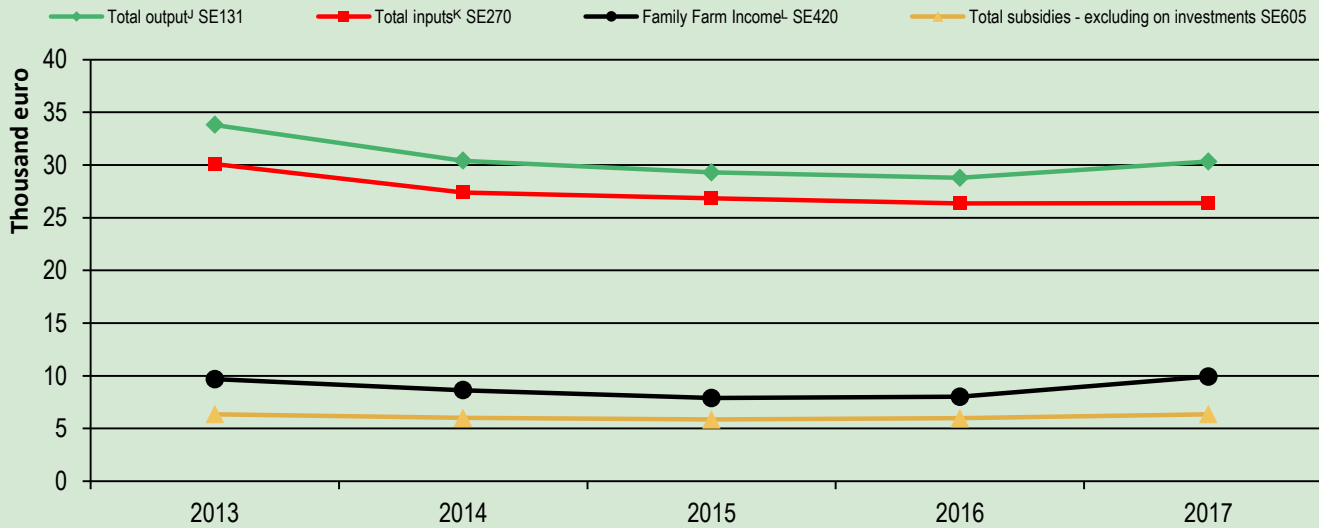


FADN variable	Symbol	M.U.	Farms by economic size						
			Total	Very small	Small	Medium-small	Medium-large	Large	Very large
Farms represented	SYS02		730 904	273 992	307 446	95 329	35 716	16 223	2 199
Total labour input	SE010	AWU	1,6	1,2	1,6	1,9	2,2	3,7	22,4
Total Utilised Agricultural Area	SE025	ha	19,7	8,3	15,4	26,8	44,4	104,2	705,1
Total livestock units	SE080	LU	13,7	2,7	8,9	22,9	42,0	98,6	577,4
Total output <sup>J</sup>	SE131	euro	30 327	7 323	18 093	43 232	87 191	248 648	1 513 247
Total inputs <sup>K</sup>	SE270	euro	26 379	7 409	15 947	33 761	65 926	204 228	1 573 984
including total specific costs	SE281	euro	13 005	2 529	6 989	17 004	36 242	122 559	800 500
Total subsidies - excluding on investments	SE605	euro	6 347	2 638	5 541	9 510	14 018	28 694	154 610
Installments of investment subsidies	SE406	euro	205	15	112	458	986	1 500	3 808
Farm Net Value Added	SE415	euro	12 358	2 595	8 281	20 581	39 537	93 328	403 396
Family Farm Income <sup>L</sup>	SE420	euro	9 911	2 225	7 313	18 813	35 478	72 398	68 490
Family Farm Income / FWU <sup>N</sup>	SE430	euro/FWU	6 740	1 864	4 777	10 758	18 832	38 366	100 563
Total assets (CV)	SE436	euro	178 211	84 104	151 102	270 796	430 393	819 130	2 856 150
Total liabilities (CV)	SE485	euro	8 955	562	3 321	12 432	34 153	122 125	447 541
Net Investment on fixed assets	SE521	euro	-1 404	-1 888	-1 847	-550	3 252	990	-9 297

## Standard Results by FADN regions representative for the Polish FADN field of observation (average per farm)

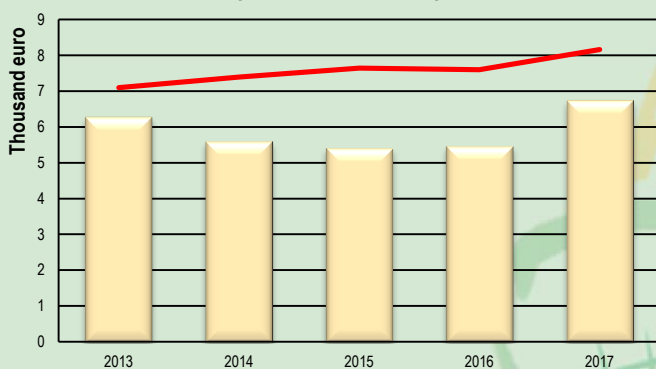


## 2013-2017 Standard Results representative for the Polish FADN field of observation (average per farm)

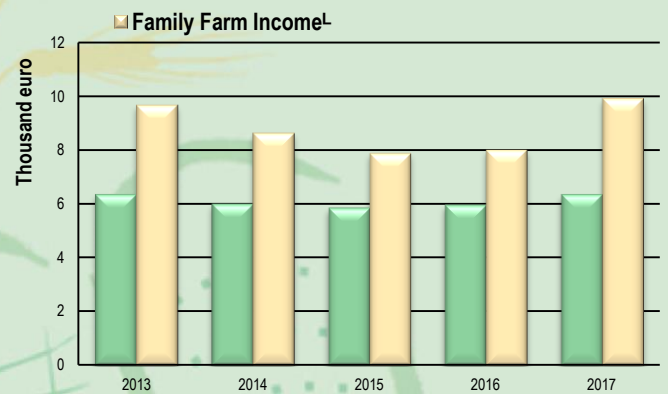


FADN variable	Symbol	M.U.	Years				
			2013	2014	2015	2016	2017
Exchange rate	SYS04		4,1975	4,1845	4,1825	4,3636	4,2560
Total output <sup>J</sup>	SE131	euro	33 810	30 397	29 297	28 782	30 327
Total inputs <sup>K</sup>	SE270	euro	30 096	27 398	26 842	26 351	26 379
including total specific costs	SE281	euro	15 497	14 189	13 702	13 476	13 005
Total subsidies - excluding on investments	SE605	euro	6 354	5 999	5 850	5 964	6 347
Installments of investment subsidies	SE406	euro	259	268	224	218	205
Family Farm Income <sup>L</sup>	SE420	euro	9 670	8 633	7 883	8 008	9 911
Family Farm Income / FWU <sup>N</sup>	SE430	euro/FWU	6 272	5 591	5 410	5 465	6 740
Total assets (CV)	SE436	euro	170 465	170 073	172 758	169 192	178 211
Total liabilities (CV)	SE485	euro	9 882	9 606	9 846	9 100	8 955
Net Investment on fixed assets	SE521	euro	-625	-901	-1 229	-2 095	-1 404

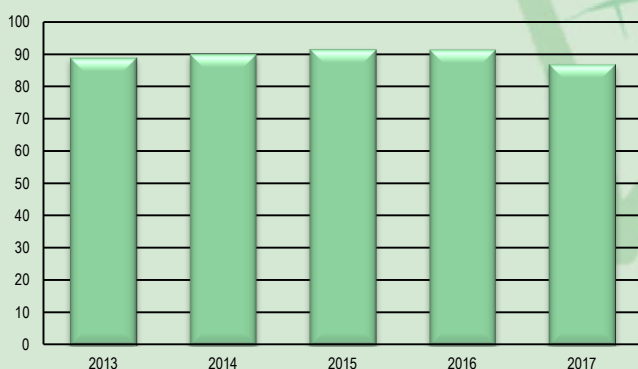
**Family Farm Income per family working unit<sup>N</sup> in relation and average net salary in national economy [—]**



**Total subsidies - excluding on investments**

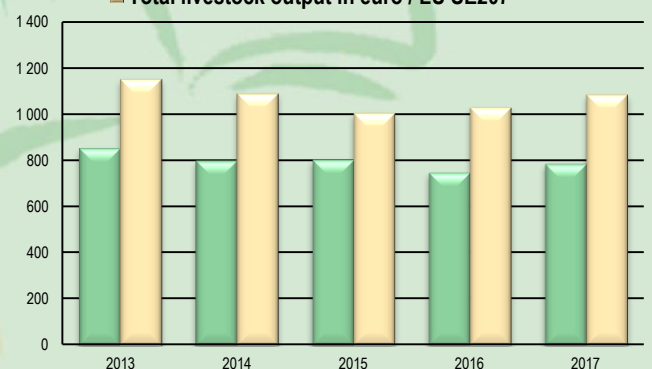


**Costs of producing of 100 euro of output**



**Total crop output in euro / ha SE136**

**Total livestock output in euro / LU SE207**



## Selected definitions:

<sup>j</sup> Total output	SE131	euro	Total output of crops and crop products, livestock and livestock products and of other output. Sales and use of (crop and livestock) products and livestock + change in stock of products + change in valuation of livestock – purchases of livestock + various non-exceptional products.
<sup>k</sup> Total inputs	SE270	euro	Total inputs are the sum of specific costs, overheads, depreciation and external factors. Costs linked to the agricultural activity of the holder and relating to the output of the accounting year. Included are amounts relating to inputs produced on the holding (farm use) = seeds and seedlings and feed for grazing livestock and granivores. When calculating FADN standard results, farm taxes and other dues are not included in the total for costs but are taken into account in the balance "Subsidies and taxes" on current and non-current operations.
<sup>l</sup> Family Farm Income	SE420	euro	Remuneration to fixed factors of production of the family i.e. work, land and capital (in case of legal entity farms only land and capital) and remuneration to the entrepreneur's risks (loss/profit) in the accounting year. It equals to FNVA – total external factors + balance subsidies and taxes on investments.
<sup>m</sup> Unpaid labour input	SE015	euro	Refers generally to family labour expressed in Family Work Units (FWU = Family AWU).
<sup>n</sup> Family Farm Income / FWU	SE430	euro/FWU	FFI expressed per family work unit (FWU = Family AWU) was calculated only for farms where inputs of family work occurred (SE015>0). [SE420/SE015]

## More about:

**Polish FADN:** [www.fadn.pl](http://www.fadn.pl)

IAFE-NRI: [www.ierigz.waw.pl](http://www.ierigz.waw.pl)

FADN: [www.ec.europa.eu/agriculture/rica/](http://www.ec.europa.eu/agriculture/rica/)

Standard Results: [www.fadn.pl](http://www.fadn.pl) → Publications

Polish FADN selection plan: [www.fadn.pl](http://www.fadn.pl) → Publications → Other

Common Typology of Agricultural Holdings:

[www.fadn.pl](http://www.fadn.pl) → Methodology → Typology

Institute of Agricultural and Food Economy  
- National Research Institute  
Farm Accountancy Department

Tel.: (0 22) 505 45 70

Tel./fax: (+48) 22 826 93 22

E-mail: [portal@fadn.pl](mailto:portal@fadn.pl)

Internet: [www.fadn.pl](http://www.fadn.pl); [www.polskifadn.eu](http://www.polskifadn.eu)