

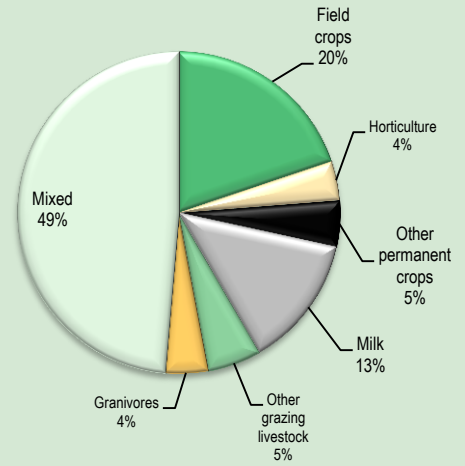
The set of statistics presents performance of Polish farms providing their data to Farm Accountancy Data Network (FADN). The variables and economic margins used are fully consistent with FADN Standard Results published annually by DG AGRI of the European Commission (EC).

The liaison agency responsible for FADN in Poland i.e. organisation of data collection, data processing, data transfer to EC is IAFE-NRI.

Basic information:

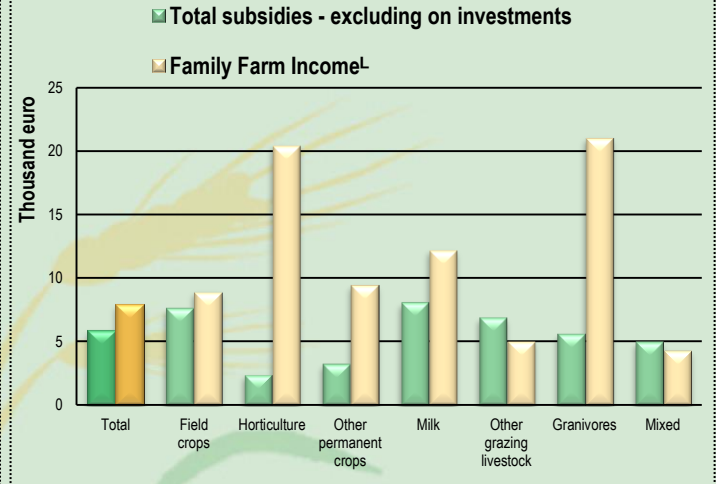
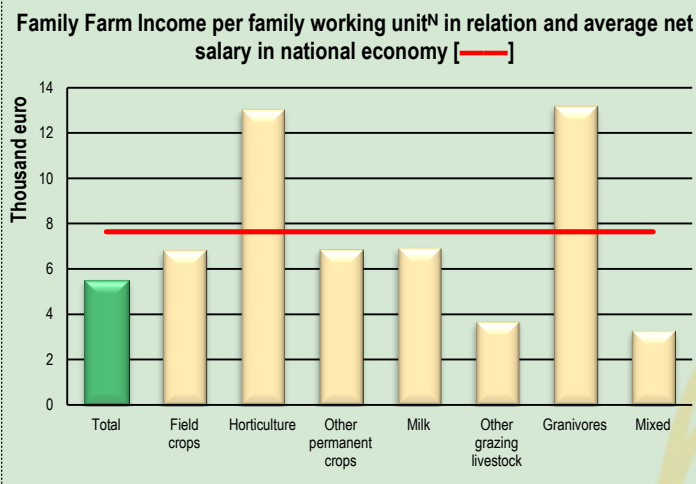
- The FADN field of observation covers commercial holdings. In practice, FADN field of observation covers farms producing at least 90% of Standard Output (SO) value generated by all the farms in a given country. Minimal economic size allowing the farm to be included in the FADN field of observation in Poland equals to 4 000 euro SO.
- Polish FADN farms sample is representative according to three grouping criteria: FADN region, economic size and type of farming. Currently, more than 11 thousand farms deliver data for the Polish FADN survey.
- Common Typology of Agricultural Holdings is a classification of farms by economic size and type of farming in FADN regions allowing benchmarking. Type of farming is determined by the share of SO value coming from particular farm activities in the total value of farm SO. Economic size constitutes a sum of SO values coming from all farm activities expressed in euro.

Structure of farms in the Polish FADN field of observation



Basic indicators characterising field of observation as part of the general population	M.U.	General population	Field of observation	Share of field of observation in the general population in %
Standard Output	mln euro	18 853	17 539	93,0%
Utilised agricultural area	thous. ha	14 447	12 291	85,1%
Number of LU	LU	10 377 506	10 055 995	96,9%
Number of AWU	AWU	2 811 622	1 868 527	66,5%
Number of farms	No.	1 506 620	730 879	48,5%

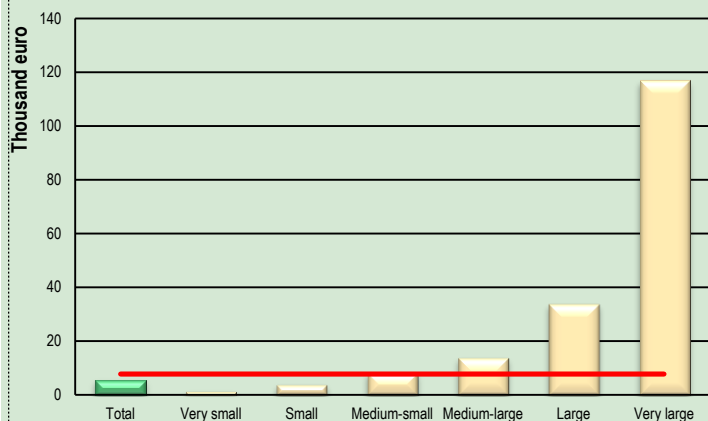
Standard Results by type of production representative for the Polish FADN field of observation (average per farm)



FADN variable	Symbol	M.U.	Farms by type of farming							
			Total	Field crops	Horticulture	Other permanent crops	Milk	Other grazing livestock	Granivores	Mixed
Farms represented	SYS02		730 895	145 013	28 775	33 858	97 000	39 629	31 186	355 436
Total labour input	SE010	AWU	1,7	1,5	2,6	2,1	1,8	1,4	2,0	1,6
Total Utilised Agricultural Area	SE025	ha	19,4	29,1	6,0	9,5	21,4	17,5	20,8	16,9
Total livestock units	SE080	LU	13,6	1,6	0,3	0,1	24,5	14,0	78,9	12,1
Total output ^J	SE131	euro	29 267	28 982	61 491	26 596	30 747	11 582	118 869	20 734
Total inputs ^K	SE270	euro	26 819	26 967	43 334	20 515	26 535	13 050	103 061	20 946
including total specific costs	SE281	euro	13 693	11 461	18 748	4 737	13 194	5 234	79 811	10 327
Total subsidies - excluding on investments	SE605	euro	5 881	7 632	2 420	3 268	8 088	6 916	5 616	5 001
Subsidies on investments (only installment of deferred income)	SE406	euro	223	267	160	335	397	145	406	146
Farm Net Value Added	SE415	euro	10 227	12 191	26 648	13 303	13 095	5 608	25 012	6 239
Family Farm Income ^L	SE420	euro	7 911	8 932	20 446	9 467	12 222	5 057	21 035	4 321
Family Farm Income / FWU ^N	SE430	euro/FWU	5 510	6 841	13 058	6 875	6 948	3 696	13 187	3 299
Total assets (CV)	SE436	euro	172 725	204 918	140 499	164 519	217 349	154 624	284 241	143 036
Total liabilities (CV)	SE485	euro	9 816	16 652	17 601	7 798	10 578	4 611	25 815	5 558
Net Investment on fixed assets	SE521	euro	-1 240	59	-2 809	-2 922	-1 668	-2 799	567	-1 351

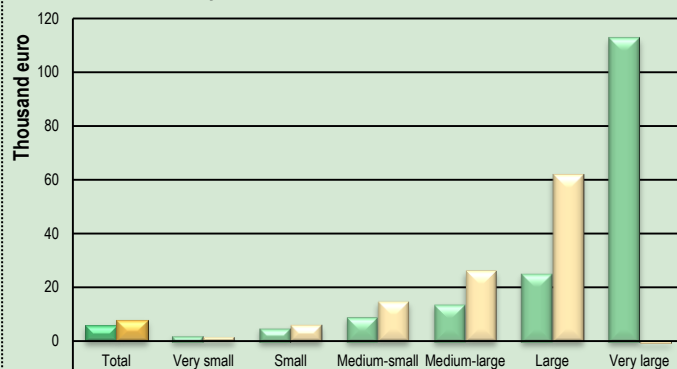
Standard Results by economic size representative for the Polish FADN field of observation (average per farm)

Family Farm Income per family working unit^N in relation and average net salary in national economy [—]



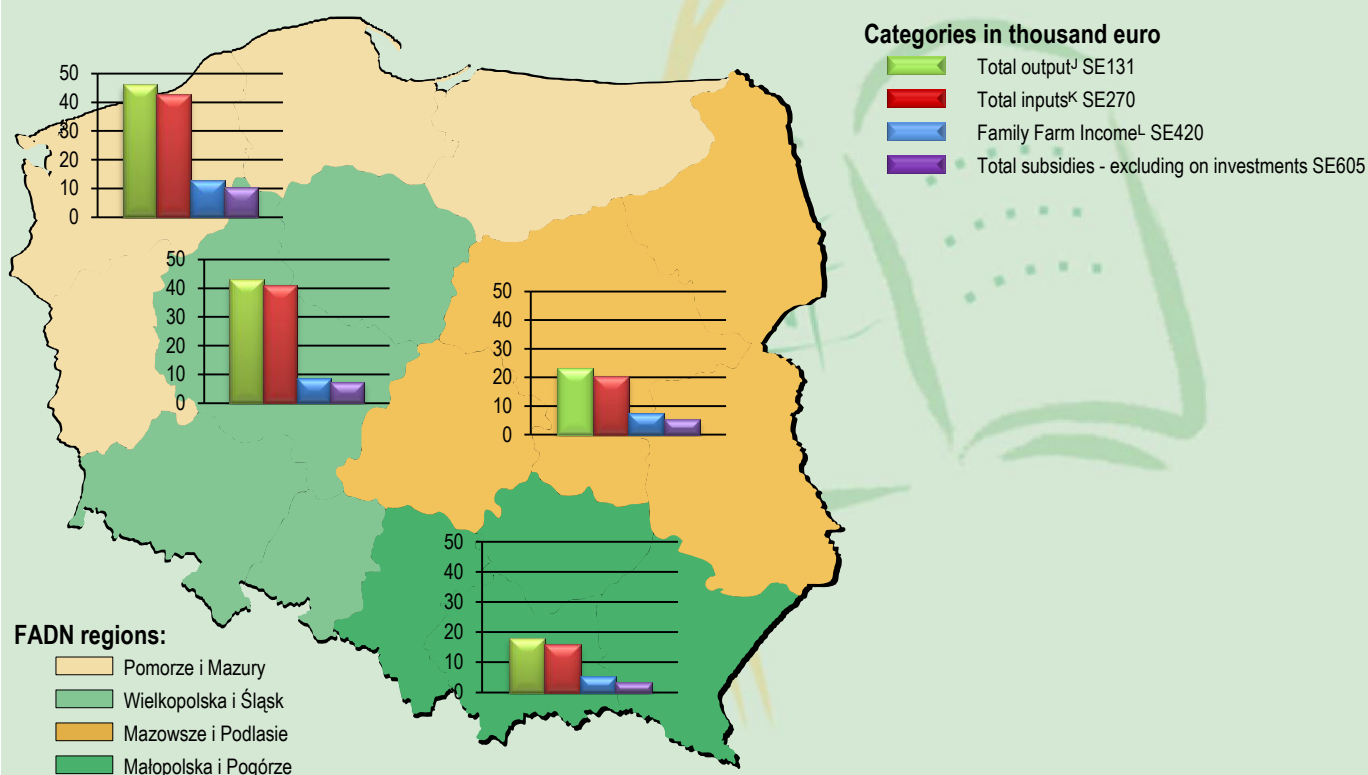
Total subsidies - excluding on investments

Family Farm Income^L

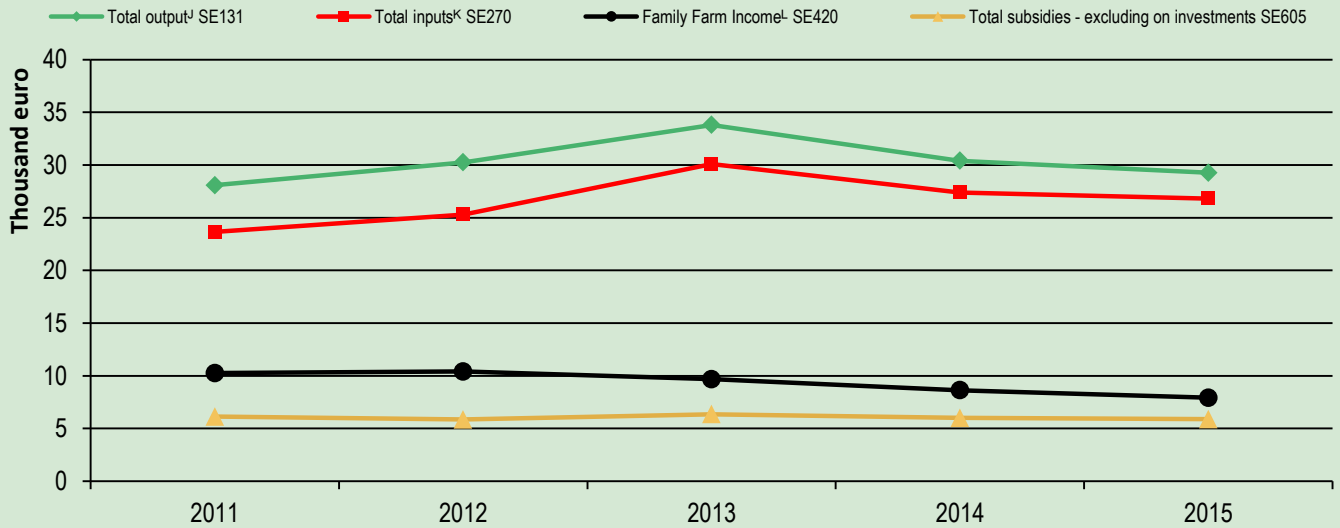


FADN variable	Symbol	M.U.	Farms by economic size						
			Total	Very small	Small	Medium-small	Medium-large	Large	Very large
Farms represented	SYS02		730 895	273 992	307 444	95 333	35 711	16 357	2 058
Total labour input	SE010	AWU	1,7	1,3	1,6	1,9	2,3	4,3	23,7
Total Utilised Agricultural Area	SE025	ha	19,4	8,0	15,1	26,7	44,7	103,6	723,9
Total livestock units	SE080	LU	13,6	2,9	8,9	22,6	41,3	95,4	596,6
Total output ^J	SE131	euro	29 267	6 900	16 976	40 673	79 210	268 930	1 543 260
Total inputs ^K	SE270	euro	26 819	7 216	15 568	34 711	67 052	231 234	1 629 050
including total specific costs	SE281	euro	13 693	2 614	6 970	18 020	36 796	143 848	857 364
Total subsidies - excluding on investments	SE605	euro	5 881	2 392	5 208	9 299	14 124	25 578	112 909
Subsidies on investments (only installment of deferred income)	SE406	euro	223	21	121	462	1 205	1 673	2 782
Farm Net Value Added	SE415	euro	10 227	2 086	7 126	16 781	30 402	84 869	310 486
Family Farm Income ^L	SE420	euro	7 911	1 779	6 227	14 952	26 385	61 985	-759
Family Farm Income / FWU ^N	SE430	euro/FWU	5 510	1 460	4 039	8 452	13 966	34 012	116 956
Total assets (CV)	SE436	euro	172 725	78 886	142 210	262 316	438 744	862 070	2 979 215
Total liabilities (CV)	SE485	euro	9 816	472	3 551	13 523	36 577	143 828	488 517
Net Investment on fixed assets	SE521	euro	-1 240	-1 933	-1 769	-887	1 014	13 829	-5 291

Standard Results by FADN regions representative for the Polish FADN field of observation (average per farm)

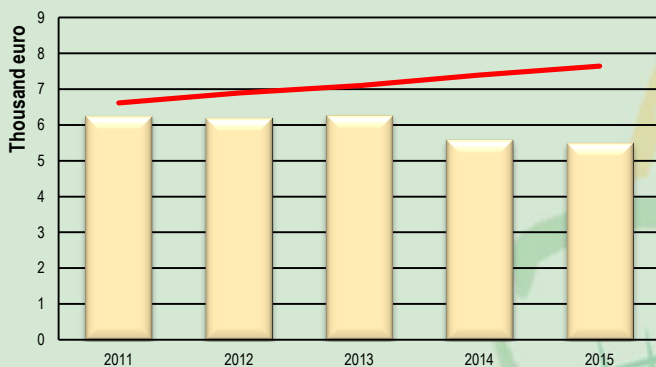


2011-2015 Standard Results representative for the Polish FADN field of observation (average per farm)

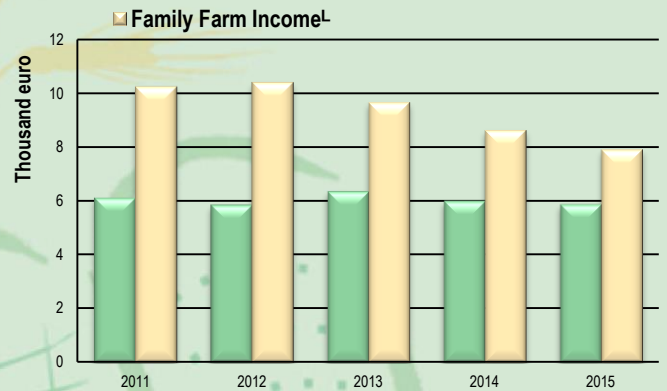


FADN variable	Symbol	M.U.	Years				
			2011	2012	2013	2014	2015
Exchange rate	SYS04		4,1206	4,1847	4,1975	4,1845	4,1825
Total output ^J	SE131	euro	28 084	30 248	33 810	30 397	29 267
Total inputs ^K	SE270	euro	23 645	25 308	30 096	27 398	26 819
including total specific costs	SE281	euro	12 098	13 143	15 497	14 189	13 693
Total subsidies - excluding on investments	SE605	euro	6 119	5 847	6 354	5 999	5 881
Subsidies on investments (only installment of deferred income)	SE406	euro	230	238	259	268	223
Family Farm Income ^L	SE420	euro	10 245	10 404	9 670	8 633	7 911
Family Farm Income / FWU ^N	SE430	euro/FWU	6 256	6 199	6 272	5 591	5 510
Total assets (CV)	SE436	euro	148 664	155 730	170 465	170 073	172 725
Total liabilities (CV)	SE485	euro	8 300	8 727	9 882	9 606	9 816
Net Investment on fixed assets	SE521	euro	-661	404	-625	-901	-1 240

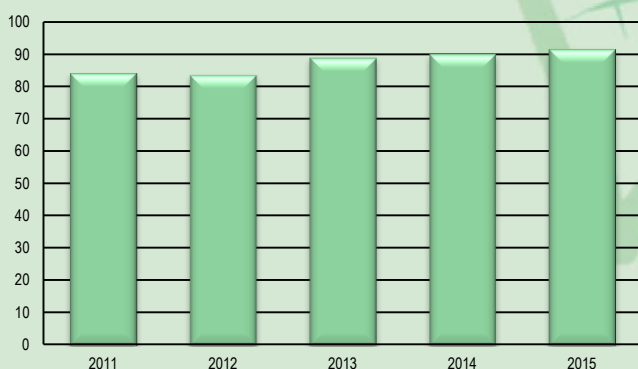
Family Farm Income per family working unit^N in relation and average net salary in national economy [—]



Total subsidies - excluding on investments

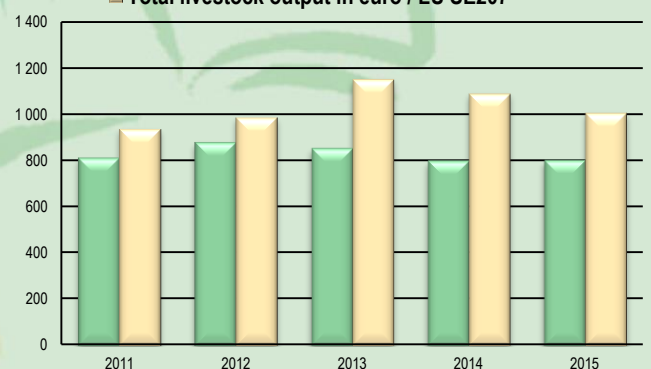


Costs of producing of 100 euro of output



Total crop output in euro / ha SE136

Total livestock output in euro / LU SE207



Selected definitions:

^j Total output	SE131	euro	Total output of crops and crop products, livestock and livestock products and of other output. Sales and use of (crop and livestock) products and livestock + change in stock of products + change in valuation of livestock – purchases of livestock + various non-exceptional products.
^k Total inputs	SE270	euro	Total inputs are the sum of specific costs, overheads, depreciation and external factors. Costs linked to the agricultural activity of the holder and relating to the output of the accounting year. Included are amounts relating to inputs produced on the holding (farm use) = seeds and seedlings and feed for grazing livestock and granivores. When calculating FADN standard results, farm taxes and other dues are not included in the total for costs but are taken into account in the balance "Subsidies and taxes" on current and non-current operations.
^l Family Farm Income	SE420	euro	Remuneration to fixed factors of production of the family i.e. work, land and capital (in case of legal entity farms only land and capital) and remuneration to the entrepreneur's risks (loss/profit) in the accounting year. It equals to FNVA – total external factors + balance subsidies and taxes on investments.
^m Unpaid labour input	SE015	euro	Refers generally to family labour expressed in Family Work Units (FWU = Family AWU).
ⁿ Family Farm Income / FWU	SE430	euro/FWU	FFI expressed per family work unit (FWU = Family AWU) was calculated only for farms where inputs of family work occurred (SE015>0). [SE420/SE015]

More about:

Polish FADN: www.fadn.pl

IAFE-NRI: www.ierigz.waw.pl

FADN: www.ec.europa.eu/agriculture/rica/

Standard Results: www.fadn.pl → Publications

Polish FADN selection plan: www.fadn.pl → Publications → Other

Common Typology of Agricultural Holdings:

www.fadn.pl → Methodology → Typology

Institute of Agricultural and Food Economy
- National Research Institute
Farm Accountancy Department

Tel.: (0 22) 505 45 70

Tel./fax: (+48) 22 826 93 22

E-mail: portal@fadn.pl

Internet: www.fadn.pl; www.polskifadn.eu